

AHD Camera

CAM-AHD325/CAM-AHD425

AHD 1080p IR Camera






1. Packet Contents

VERIFY THE CONTENTS INSIDE THE PACKAGE BOX

The package should contain the items plus CAM-AHD325/ CAM-AHD425. If any item is missing or damaged, please contact the seller immediately.

	
<p>Quick installation guide x 1</p>	<p>Hex wrench x 1 (CAM-AHD325 only)</p>
	
<p>CAM-AHD325</p>	<p>CAM-AHD425</p>
<p>Screw packet x 1</p>	

2. Physical Introduction

CAM-AHD325	CAM-AHD425
 <p>IR LED</p>	 <p>IR LED</p> <p>Sunshield</p>
 <p>OSD Control Button</p> <p>Video Output</p> <p>Power Input</p>	

Connector	Description
Power Input	Connect to a 12V DC power adapter.
Video Output	BNC connector for analog video output.

3. Hardware Installation

1. Place the camera in a suitable location and attach with screws.
2. Adjust the camera to the correct direction.
3. Connect video output connector to your AHD DVR.
4. Connect a 12V DC power adapter to the Power Input connector.



Before connecting the power adapter to the camera, please make sure the power output voltage is 12V DC (max. $\pm 10\%$). If you are not sure of this part, we suggest you use a 12V DC switching power adapter. It can provide stable power output.

4. OSD Function

MAIN MENU

1. LENS	MANUAL/DC
2. EXPOSURE	↓
3. BACKLIGHT	OFF/HSBLC/BLC
4. WHITE BAL	ATW/AWB/MANUAL/OUTDOOR/ INDOOR/AWC-SET
5. DAY & NIGHT	EXT /AUTO/COLOR/B/W
6. NR	↓
7. SPECIAL	↓
8. ADJUST	↓
9. EXIT	SAVE&END ↓

Setting Steps

1. Exposure

EXPOSURE	
1. SHUTTER	AUTO/1/25~1/50000
2. AGC	0--15
3. SENS-UP	OFF/AUTO
4. BRIGHTNESS	0--100
5. D-WDR	OFF/ON/AUTO
6. DEFOG	OFF/AUTO
7. RETURN	RET ↵

2. Digital Noise Reduction

NR	
1. 2DNR	MIDDLE/LOW/HIGH/OFF
2. 3DNR	MIDDLE/LOW/HIGH/OFF
3. RETURN	RET

3. Special Functions

SPECIAL	
1. CAM TITLE	OFF/ON
2. D-EFFECT	↵
3. MOTION	OFF/ON (4 AREAS)
4. PRIVACY	OFF/ON (4 AREAS)
5. LANGUAGE	ENG/CHN/NED/POR/RUS/ POL/SPA/ITA/FRA/GER
6. DEFECT	↵
7. RS485	↵
8. RETURN	RET ↵

4. Adjust

ADJUST	
1. SHARPNESS	AUTO/OFF
2. MONITOR	CRT/LCD
3. LSC	OFF/ON
4. VIDEO.OUT	PAL/NTSC
5. RETURN	RET ↵

5. Specifications

Product		
Model	CAM-AHD325	CAM-AHD425
Camera		
Sensor	SONY 1/2.8" 2MP CMOS	
Effective Picture Elements	1920(H) x 1080(V) @ 30fps	
Lens Furnished	Board Lens 3.6mm/F1.2	
Minimum Illumination	0.01 lux @ F1.2 (AGC ON), 0 lux with built-in IR LED	
LED		
IR LED	36 units of 850nm High Power IR LED	24 units of 850nm High Power IR LED
IR Project Distance	30 meters	20 meters
Video & Audio		
S/N Ratio	More than 58 dB	
White Balance	Automatically (1800K ~ 10500K)	
Gamma Characteristic	0.45	
Gain Control	Automatically	
Auto Electronic Shutter	1/50(1/60)s~1/100,000s	

Noise Reduction	2D/3D	
Synchronous System	Internal	
Transmission Distance	Coaxial transmission common 75-3 cable up to 300-500 meters	
Environment		
Operating Temperature	-20 to 50 degrees C	
Video Output	1 Vp-p Composite Video/75 ohms	
Power Supply	12V DC, 1A	
Water Resistance	IP66	IP65
Dimensions (W x D x H)	83 x 192 x 77 mm	98 x 110 x 77 mm

Further Information

If you have any other question, please contact the dealer where you purchased this product or you can contact PLANET directly at the following email address: support_ica@planet.com.tw

www.PLANET.com.tw

PLANET Technology Corp.

11F., No. 96, Minquan Rd., Xindian Dist., New Taipei City 231, Taiwan

2011-L00290-000

