

1. Package Contents

Thank you for purchasing PLANET 10/100/1000BASE-T to 1000BASE-SX/LX Managed Media Converter, GT-90x. The term "**Managed Media Converter**" in the following section of this quick installation guide refers to the GT-90x.

PLANET Managed Media Converter comes with one of the following models.

- GT-902: 10/100/1000BASE-T to 1000BASE-SX Managed Media Converter (SC, MM)
- GT-902S: 10/100/1000BASE-T to 1000BASE-LX Managed Media Converter (SC, SM)
- GT-905A: 10/100/1000BASE-T to mini-GBIC Managed Media Converter (LC, MM/SM)
- GT-906A15: 10/100/1000BASE-T to 1000BASE-LX WDM Managed Media Converter - TX: 1310 -15 km
- GT-906B15: 10/100/1000BASE-T to 1000BASE-LX WDM Managed Media Converter - TX: 1550-15 km
- GT-906A60: 10/100/1000BASE-T to 1000BASE-LX WDM Managed Media Converter - TX: 1310-60km
- GT-906B60: 10/100/1000BASE-T to 1000BASE-LX WDM Managed Media Converter - TX: 1550-60 km
- GT-906A80: 10/100/1000BASE-T to 1000BASE-LX WDM Managed Media Converter - TX: 1510-80 km
- GT-906B80: 10/100/1000BASE-T to 1000BASE-LX WDM Managed Media Converter - TX: 1570-80 km

- 1 -

Upon opening the box of the Managed Media Converter and carefully unpack it. The box should contain the following items:

- ◆ The Managed Media Converter x 1
- ◆ This Quick Installation Guide x 1
- ◆ User's Manual CD x 1
- ◆ DC 5V / 2A Power Adapter x 1

If any item is found missing or damaged, please contact your local reseller for replacement.

2. Requirements

The Managed Media Converter provides remote Web interface for management; the following products are necessary for further management.

Network Cables:

Use standard network (UTP) cables with RJ45 connectors.


Subscriber PC comes with an Ethernet NIC (Network Card)

The operating system of the subscriber PC runs Windows XP/2003, Vista, Windows 7, MAC OS X, Linux, Fedora, Ubuntu or other platform compatible with TCP/IP protocols.

- 2 -

3. Starting Web Management

PLANET Managed Media Converter provides a built-in browser interface. You can manage the Managed Media Converter remotely by having a remote host with Web browser, such as Microsoft Internet Explorer, Mozilla Firefox, Google Chrome or Apple Safari.



The following shows how to start up the Web Management of the Managed Media Converter. Please note the Managed Media Converter is configured through an Ethernet connection. Make sure the manager PC must be set to the same **IP subnet address**, for example, the default IP address of the Managed Media Converter is **192.168.0.100** (the factory default IP address), then the manager PC should be set at 192.168.0.x (where x is a number between 1 and 254, except 100), and the default subnet mask is 255.255.255.0.

Use Internet Explorer 6.0 or above and enter the default IP address <http://192.168.0.100>

After loading the Web interface, the login screen appears as in Figure 1. To login, enter "admin" for both default user name and password

- 3 -

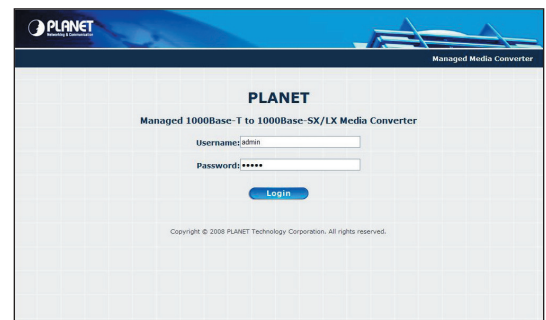


Figure 1. Web Login Screen of Managed Media Converter

The Web main screen appears as in Figure 2 after the login.

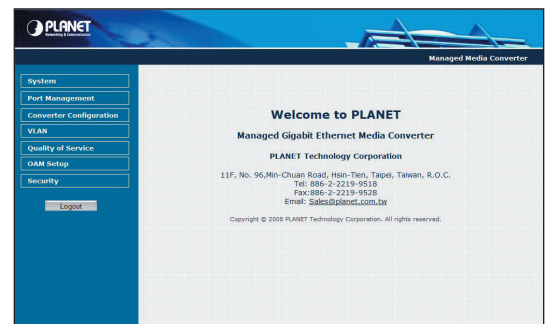


Figure 2. Web Main Screen of Managed Media Converter

Now, you can use the Web management interface to continue the Managed Media Converter management. Please refer to the user manual for more.

- 4 -

Media Conversion

GT-90X Series

www.PLANET.com.tw

10/100/1000BASE-T to 1000BASE-SX/LX Media Converter



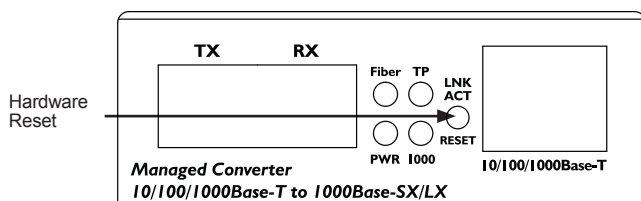
PLANET Technology Corp.
2010-AA4300-003



For security reason, please change and memorize the new password after this first setup.

4. IP address has been changed or admin password has been forgotten –

To reset the IP address to the default IP address “192.168.0.100” and the password to the factory default setting (default user name and password are both **admin**), press the hardware reset button on the front panel for about 10 seconds. After the device is rebooted, you can login the management Web interface within the same subnet of 192.168.0.xx and default user name / password.



5. Customer Support

Thank you for purchasing PLANET products. You can browse our online FAQs and User's Manual on PLANET Web site first to check if it could solve your issue. If you need more support information, please contact PLANET Media Converter support team.

PLANET online FAQs:

<http://www.planet.com.tw/en/support/faq.php?type=3>

Media Converter support team mail address:

support_converter@planet.com.tw

GT-90x Series User's Manual:

<http://www.planet.com.tw/en/support/download.php?type1=3&model=20412&type=3>

(Please select your Media Converter model name from the Product Model drop-down menu.)



Copyright © PLANET Technology Corp. 2015.

Contents are subject to revision without prior notice.

PLANET is a registered trademark of PLANET Technology Corp. All other trademarks belong to their respective owners.