

# Product Specifications

Layer 3 24-Port 100/1000X SFP + 16-Port shared TP + 4-Port 10G SFP+  
Stackable Managed Switch

## XGS3-24242

Version 2.0

This document contains confidential proprietary information and is property of PLANET. The contents of this document should not be disclosed to unauthorized persons without the written consent of PLANET.

### Change History:

Revision:	Date:	Author:	Change List
Version 1.0	2012/03/26	Neo Tsai	Initial Release
Version 2.0	2016/5/12	Bryant Wu	1. Main chipset changed. 2. Modify PCBA design to include 4 SFP+ without card module. 3. Add 2 QSFP+ slots 4. Support swappable power supply

<b>Author:</b>	Bryant Wu	<b>Editor:</b>	Bryant Wu
<b>Reviewed By:</b>	Kent Kang	<b>Approved By:</b>	Kent Kang

## 1. PRODUCT DESCRIPTION

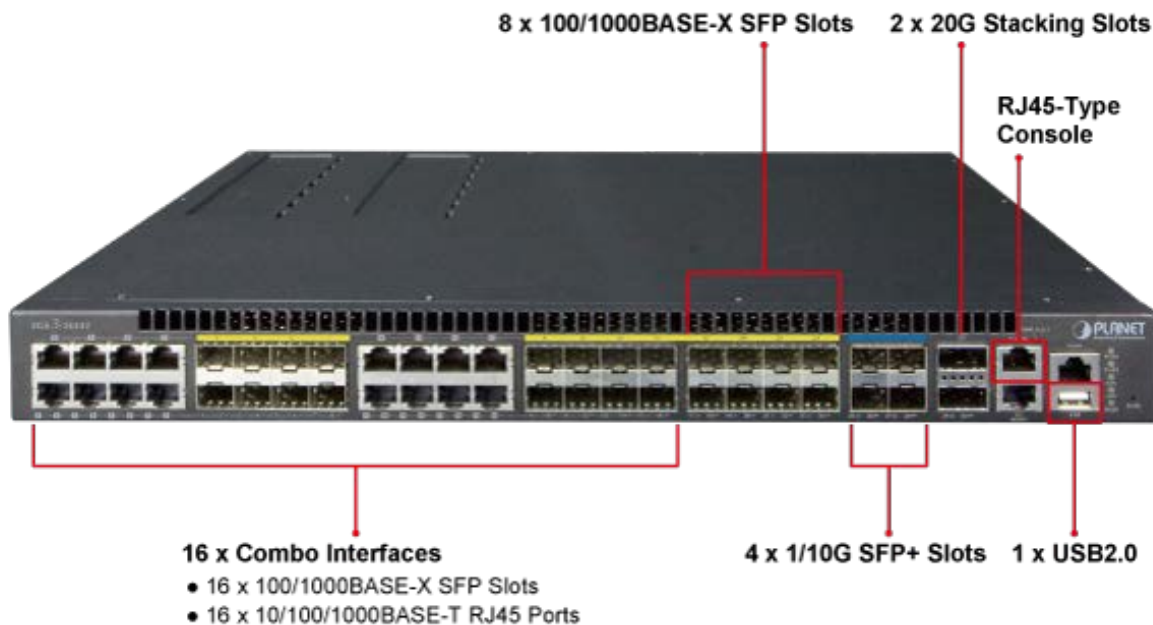


### IPv6 Routing and 10G Ethernet Switch Solutions for the Next Generation Internet Protocol

PLANET XGS3-24242 Layer 3 Stackable Managed Gigabit Switch supports multi-layer IPv6/IPv4 Gigabit Ethernet Routing, and provides 24 100/1000Mbps SFP slots, 16 shared 10/100/1000Mbps Ethernet ports, 4 extra 1/10G SFP+ uplink slots and 2 20G QSFP+ slots for Hardware stacking to meet the bandwidth requirements and protect network investment for enterprises. The XGS3-24242 is implemented with the following advanced technologies:

- IPv6/IPv4 Routing and Management
- 10G Ethernet Switching
- Single IP Address Management
- Redundant Power System
- QSFP+ Slots for Hardware Stacking

Positioned as the distribution or aggregation layer switch for large networks, the XGS3-24242 supports IP Stacking technology that helps to manage and configure up to 24 units via one single IP address easily. It is suitable for campus networks, metropolitan IP networks and other large infrastructures as it offers intelligent security features, high performance and flexibility. The XGS3-24242 can also be an excellent choice as a core layer switch for enterprises, data centers or small- and medium-sized networks.



### High Reliability Hardware Stacking

Using QSFP+ port to connect several servers and build a virtually logical facility, the XGS3-24242 gives the enterprises, service providers and telecoms flexible control over port density, uplinks and switch stack performance. The stack redundancy of the XGS3-24242 ensures that data integrity is retained even if one switch in the stack fails. You can even hot-swap switches without disrupting the network, which greatly simplifies the tasks of upgrading the LAN for catering to increasing bandwidth demands.



### Supporting 10Gb Ethernet

With **10Gbps uplink**, the XGS3-24242 can handle extremely large amounts of data in a secure topology linking to an enterprise backbone or high capacity servers. Each of the SFP+ slots supports **Dual-Speed, 10GBASE-SR/LR or 1000BASE-SX/LX**, meaning the administrator now can flexibly choose the suitable SFP/SFP+ transceiver according to the transmission distance or the transmission speed required to extend the network efficiently.

### High Performance

The XGS3-24242 boasts a high-performance switch architecture that is capable of providing non-blocking switch fabric and wire-speed throughput as high as 208Gbps, which greatly simplifies the tasks of upgrading the LAN for catering to increasing bandwidth demands.

### Rich Multi-layer and Multicast Networking Protocols

The XGS3-24242 supports various Layer 2 and management networking protocols to meet the requirements of complex network constructions. It is compatible with 802.1D/w/s, 802.1Q, 802.1p, 802.3ad, 802.3x, GVRP, DHCP, SNTP, etc. The XGS3-24242 also supports IPv6/IPv4 routing protocols including Layer 3 IP static routing, RIPv1/v2, RIPng, OSPFv2/v3, and VRRP protocols. Built in with abundant multicast features, the XGS3-24242 supports rich L2 multicast features such as IGMPv1/v2/v3 and MLDv1/v2 snooping, and L3 multicast protocols -- DVMRP, PIM-DM, PIM-SM and PIM-SSM. Offering the rich application experience, the product supports multicast VLAN registration, multicast receive control and illegal multicast source detect functions. The XGS3-24242 solution performs a cost-effective solution for today with the ability to expand as network demands grow.

## Full IPv6 Support

The XGS3-24242 provides **IPv6 management** and enterprise-level secure features such as **SSH, ACL, WRR** (Weighted Round Robin) and **RADIUS** authentication. The XGS3-24242 thus helps the enterprises to step in the IPv6 era with the lowest investment. In addition, you don't need to replace the network facilities when the IPv6 FTTx edge network is built.

## Excellent and Secure Traffic Control

The XGS3-24242 is loaded with powerful traffic management and WRR features to enhance services offered by telecoms and enterprises. The **WRR** functionalities include wire-speed Layer 4 traffic classifiers and bandwidth limitation which are particularly useful for multi-tenant unit, multi-business unit, Telco, or network service applications.

## Powerful Security

The ACL policies supported can classify the traffic by source/destination IP addresses, source/destination MAC addresses, IP protocols, TCP/UDP, IP precedence, time ranges and ToS. Moreover, various policies can be conducted to forward the traffic.

The XGS3-24242 also provides IEEE 802.1x port based access authentication, which can be deployed with RADIUS, to ensure the port level security and block illegal users. Thus, the XGS3-24242 empowers ISP and enterprises to take full advantage of the limited network resources and guarantees the best performance in VoIP and video conferencing transmission.

## Robust Layer 2 Features

The XGS3-24242 can be programmed for basic switch management functions such as port speed configuration, port aggregation, VLAN, Spanning Tree Protocol, WRR, bandwidth control and IGMP snooping. It also supports 802.1Q tagged VLAN, Q-in-Q, voice VLAN and GVRP Protocol. By supporting port aggregation, the XGS3-24242 allows the operation of a high-speed trunk combined with multiple ports. It enables up to 128 groups for trunking with a maximum of 8 ports for each group.

## Efficient Management

For efficient management, the XGS3-24242 Managed Gigabit Switch is equipped with console, Web and SNMP management interfaces. With its built-in Web-based management interface, the XGS3-24242 offers an easy-to-use, platform-independent management and configuration facility. The XGS3-24242 supports standard Simple Network Management Protocol (SNMP) and can be managed via any standard-based management software. For text-based management, the XGS3-24242 can be accessed via Telnet and the console port. Moreover, the XGS3-24242 offers secure remote management by supporting SSH connection which encrypts the packet content at each session.


## Flexibility and Extension Solution

The XGS3-24242 provides 24 100/1000Mbps dual speed SFP Fiber ports and four 1/10Gbps SFP+ Fiber ports. Each of the SFP+ slots supports **Dual-Speed, 10GBASE-SR/LR or 100GBASE-SX/LX**. Therefore, the administrator can flexibly choose the suitable SFP transceiver according to not only the transmission distance, but also the transmission speed required. The distance can be extended from 550 meters to 2km (multi-mode fiber) or up to 10/20/30/40/50/70/120 km (single-mode fiber or WDM fiber). They are well suited for applications within the enterprise data centers and distributions.

### Intelligent SFP/SFP+ Diagnosis Mechanism


The XGS3-24242 supports SFP/SFP+ DDM (**Digital Diagnostic Monitor**) function that greatly helps network administrator to easily monitor real-time parameters of the SFP/SFP+, such as optical output power, optical input power, temperature, laser bias current, and transceiver supply voltage.

### Digital Diagnostic Monitor (DDM)



### AC and DC Redundant Power to Ensure Continuous Operation

The XGS3-24242 is equipped with one 100~240V AC power supply unit and one empty power supply slot for redundant DC power supply – XGS3-PWR150-48 installation, which supports -40 ~ -60V DC power input. With XGS3-PWR150-48 DC power supply implemented, the XGS3-24242 can be applied as the **telecom level** device. A redundant power system is also provided to enhance the reliability with either AC or DC power supply unit. The redundant power system is specifically designed to handle the demands of high-tech facilities requiring the highest power integrity.



## 2. PRODUCT FEATURES

### ➤ **Physical Port**

- 24 100/1000BASE-X mini-GBIC/SFP slots
- 16 10/100/1000BASE-T RJ45 copper ports, shared with port-1 to port-16
- 4 10GBASE-SR/LR SFP+ slots, compatible with 1000BASE-SX/LX/BX SFP
- RJ45 to DB9 console interface for switch basic management and setup
- 1 RJ45 Ethernet management port for switch basic management and setup
- 1 USB 2.0 for backup/upload configuration and firmware upgrade

### ➤ **IP Stacking**

- Connects with stack member via both Gigabit TP/SFP interface and 10G SFP+ slots
- Single IP address management, supporting up to 24 units stacked together

### ➤ **Hardware Stacking**

- Connects with stack member via QSFP+ slots
- Supporting up to 6 units stacked together

### ➤ **IP Routing Features**

- IP routing protocol supports **RIPv1/v2, RIPng, OSPFv2/v3, BGP4/4+**
- Routing interface provides per VLAN routing mode
- **VRRPv1/v3** protocol for redundant routing deployment
- Supports route redistribution

### ➤ **Multicast Routing Features**

- Supports PIM-DM (Protocol Independent Multicast – Dense Mode) and PIM-SM (Protocol Independent Multicast – Sparse Mode) and PIM-SSM (Protocol Independent Multicast – Source Specific Multicast)
- Supports DVMRP (Distance Vector Multicast Routing Protocol)
- Supports IGMP v1/v2/v3 and MLD v1/v2

### ➤ **Layer 2 Features**

- Complies with the IEEE 802.3, IEEE 802.3u, IEEE 802.3ab, IEEE 802.3z Gigabit Ethernet and IEEE 802.3ae 10Gb/s Ethernet standard
- Supports auto-negotiation and half-duplex/full-duplex modes for all 10BASE-T, 100BASE-TX and 1000BASE-T ports
- Auto-MDI/MDI-X detection on each RJ45 port
- Prevents packet loss flow control
  - IEEE 802.3x pause frame flow control in full-duplex mode
  - Back-pressure flow control in half-duplex mode
- High performance Store-and-Forward architecture, broadcast storm control, port loopback detect
- 32K MAC address table, automatic source address learning and aging
- Supports VLAN
  - IEEE 802.1Q tag-based VLAN

- GVRP for dynamic VLAN management
- Up to 256 VLANs groups, out of 4041 VLAN IDs
- Provider Bridging (VLAN Q-in-Q, IEEE 802.1ad) supported
- Private VLAN Edge (PVE) supported
- GVRP protocol for Management VLAN
- Protocol-based VLAN
- MAC-based VLAN
- IP subnet VLAN
- Supports Link Aggregation
  - Maximum 128 trunk groups with up to 8 ports per trunk group
  - IEEE 802.3ad LACP (Link Aggregation Control Protocol)
  - Cisco ether-channel (static trunk)
- Supports Spanning Tree Protocol
  - IEEE 802.1D Classic Spanning Tree Protocol (STP)
  - IEEE 802.1w Rapid Spanning Tree Protocol (RSTP)
  - IEEE 802.1s Multiple Spanning Tree Protocol (MSTP), spanning tree by VLAN
  - BPDU & root guard
- Port mirroring to monitor the incoming or outgoing traffic on a particular port (many to many)
- Provides port mirror (many-to-1)

➤ **Quality of Service**

- 8 priority queues on all switch ports
- Supports strict priority and WRR (Weighted Round Robin) CoS policies
- Traffic classification
  - IEEE 802.1p CoS/ToS
  - IPv4/IPv6 DSCP
  - Port-based WRR
- Strict priority and WRR CoS policies

➤ **Multicast**

- Supports IPv4 IGMP snooping v1, v2 and v3, and IPv6 MLD v1 and v2 snooping
- Querier mode supports
- Supports Multicast VLAN Register (MVR)

➤ **Security**

- IEEE 802.1x port-based network access authentication
- MAC-based network access authentication
- Built-in RADIUS client to cooperate with the RADIUS servers for IPv4 and IPv6
- TACACS+ login users access authentication
- IP-based Access Control List (ACL)
- MAC-based Access Control List
- Supports DHCP snooping
- Supports ARP inspection
- IP Source Guard prevents IP spoofing attacks
- Dynamic ARP Inspection discards ARP packets with invalid MAC address to IP address binding

- Supports URPF to avoid IP address clone
- IPv6 ND snooping

➤ **Management**

- Management IP for IPv4 and IPv6
- Switch Management Interface
  - Console/Telnet Command Line Interface
  - Web switch management
  - SNMP v1, v2c and v3 switch management
  - SSH/SSL secure access
- BOOTP and DHCP for IP address assignment
- DHCP relay and option 82
- Firmware upload/download via TFTP or HTTP Protocol for IPv4 and IPv6
- SNTP (Simple Network Time Protocol) for IPv4 and IPv6
- User privilege levels control
- Syslog server for IPv4 and IPv6
- Four RMON groups 1, 2, 3, 9 (history, statistics, alarms and events)
- Supports ping, trace route function for IPv4 and IPv6
- User Privilege levels control
- Link Layer Discovery Protocol (LLDP) and LLDP-MED

➤ **Redundant Power System**

- 100~240V AC, -40V~-60V DC (optional) dual redundant power



### 3. PRODUCT SPECIFICATIONS

#### 3.1 MAIN COMPONENTS

Switch ASIC:	Broadcom BCM56342	x 1
Switch PHY:	Broadcom BCM50285	x 3
	Broadcom BCM50210	x 1
CPU	Dual Core ARM Cortex A9 1.0GHz	x 1
Flash:	1024MB	x 1
SDRAM:	DDR3 256MB	x 4

#### 3.2 FUNCTION SPECIFICATIONS

<b>Product</b>	<b>XGS3-24242</b>
<b>Hardware Version</b>	<b>2.0</b>
<b>Hardware Specifications</b>	
<b>SFP/Mini-GBIC Slots</b>	24 1000BASE-X SFP interface Compatible with 100BASE-X SFP transceiver
<b>Copper Ports</b>	16 10/100/1000BASE-T RJ45 auto-MDI/MDI-X ports, shared with Port-1 to Port-16
<b>SFP+/Mini-GBIC Slots</b>	4 10GBASE-SR/LR SFP+ interface (Port-25 to Port-28) Compatible with 1000BASE-X SFP transceiver
<b>QSFP+ Stacking Slots</b>	2 20Gbps Hardware Stacking ports via QSFP+ Interface
<b>Switch Processing Scheme</b>	Store-and-Forward
<b>Switch Fabric</b>	208Gbps
<b>Throughput</b>	154Mpps@64bytes
<b>Address Table</b>	32K entries
<b>Shared Data Buffer</b>	32Mbits
<b>VLAN Table</b>	4K
<b>Routing Table</b>	IPv4 for 16K IPv6 for 6K
<b>Layer 3 Interface</b>	1K
<b>Port Queues</b>	8
<b>Flow Control</b>	IEEE 802.3x pause frame for full-duplex Back pressure for half-duplex
<b>Jumbo Frame</b>	16Kbytes
<b>LED</b>	System:

	PWR1, PWR2, Mode, SYS Ports: Link/Act
<b>Dimensions</b> (W x D x H)	440 x 350 x 44.5 mm, 1U height
<b>Weight</b>	4.78kg
<b>Power Requirements</b>	AC: 100 ~ 240VAC, 50/60Hz, auto-sensing DC: -48 ~ -60V DC (optional)
<b>Power Consumption</b>	53 watts (max.)
<b>IPv4 Layer 3 functions</b>	
<b>IP Routing Protocol</b>	Static route, RIPv1/v2, OSPFv2, BGPv4 Policy-based routing (PBR) LPM routing (MD5 authentication)
<b>Multicast Routing Protocol</b>	IGMP v1/v2/v3, DVMRP, PIM-DM/SM, PIM-SSM
<b>Layer 3 Protocol</b>	VRRP v1/v3, ARP, ARP Proxy
<b>Routing Interface</b>	Per VLAN
<b>IPv6 Layer 3 functions</b>	
<b>IP Routing Protocol</b>	RIPng, OSPFv3, BGPv4+
<b>Multicast Routing Protocol</b>	PIM-SM/DM for IPv6 MLD for IPv6 (v1) MLDv1/v2 MLD Snooping, 6 to 4 Tunnels Multicast receive control Illegal multicast source detect
<b>Layer 3 Protocol</b>	Configured Tunnels, ISATAP, CIDR
<b>Layer 2 Functions</b>	
<b>Port Configuration</b>	Port disable/enable Auto-negotiation 10/100/1000Mbps full and half duplex mode selection Bandwidth control on each port Port Loopback detect
<b>VLAN</b>	802.1Q tagged based VLAN, up to 4K VLAN groups Q-in-Q GVRP Private VLAN Voice VLAN MAC-based VLAN Protocol-based VLAN

<b>Spanning Tree Protocol</b>	IEEE 802.1D Spanning Tree Protocol (STP) IEEE 802.1w Rapid Spanning Tree Protocol (RSTP) IEEE 802.1s Multiple Spanning Tree Protocol (MSTP), Spanning Tree by VLAN Root Guard BPDU Guard
<b>Link Aggregation</b>	Static Trunk IEEE 802.3ad LACP Supports 128 groups with 8 ports per trunk group
<b>QoS</b>	Traffic classification based, strict priority, SWRR, WRR, DWRR, SDWRR, WRED 8-level priority for switching <ul style="list-style-type: none"> <li>- Port number</li> <li>- 802.1p priority</li> <li>- DSCP/TOS field in IP packet</li> </ul> Policy-based DiffServ
<b>Multicast</b>	IGMP v1/v2/v3 snooping IGMP proxy IGMP querier mode support MLD v1/v2, MLD v1/v2 snooping
<b>Access Control List</b>	Support standard and expanded ACL IP-based ACL/MAC-based ACL Time-based ACL ACL pool can be used for QoS classification
<b>Security</b>	Supports MAC+ port binding IPv4/IPv6 + MAC+ port binding IPv4/IPv6 + port binding Supports MAC filter ARP spoofing prevention ARP scanning prevention IP source guard IPv6 ND snooping
<b>Authentication</b>	IEEE 802.1x Port-based network access control AAA Authentication: IPv4/IPv6 over TACACS+/RADIUS
<b>SNMP MIBs</b>	RFC-1213 MIB-II IF-MIB RFC-1493 Bridge MIB RFC-1643 Ethernet MIB RFC-2863 Interface MIB

	<p>RFC-2665 Ether-Like MIB</p> <p>RFC-2674 Extended Bridge MIB</p> <p>RFC-2819 RMON MIB (Group 1, 2, 3 and 9)</p> <p>RFC-2737 Entity MIB</p> <p>RFC-2618 RADIUS Client MIB</p> <p>RFC-2933 IGMP-STD-MIB</p> <p>RFC-3411 SNMP-Frameworks-MIB</p> <p>IEEE 802.1X PAE</p> <p>LLDP</p> <p>MAU-MIB</p>
<b>Management Functions</b>	
<b>System Configuration</b>	Console, Telnet, SSH, Web browser, SSL, SNMPv1, v2c and v3
<b>Management</b>	<p>Supports the unit for IPv4/IPv6 HTTP and SSL</p> <p>Supports the user IP security inspection for IPv4/IPv6 SNMP</p> <p>Supports MIB and TRAP</p> <p>Supports IPv4/IPv6 FTP/TFTP</p> <p>Supports IPv4/IPv6 NTP</p> <p>Supports RMOM 1, 2, 3, 9 four group</p> <p>Supports the RADIUS authentication for IPv4/IPv6 Telnet user name and password</p> <p>Supports IPv4/IPv6 SSH</p> <p>The right configuration for users to adopt RADIUS server's shell management</p> <p>Supports the function for timing-reset bases needs</p> <p>Supports CLI, Console (RS232), Telnet</p> <p>Supports SNMPv1/v2c/v3</p> <p>Supports Security IP safety net management function: avoid unlawful landing at nonrestrictive area</p> <p>Supports TACACS+</p>
<b>Standards Conformance</b>	
<b>Regulatory Compliance</b>	FCC Part 15 Class A, CE
<b>Standards Compliance</b>	<p>IEEE 802.3 10BASE-T</p> <p>IEEE 802.3u 100BASE-TX</p> <p>IEEE 802.3z Gigabit SX/LX</p> <p>IEEE 802.3ab Gigabit 1000BASE-T</p> <p>IEEE 802.3ae 10 Gigabit Ethernet</p> <p>IEEE 802.3x flow control and back pressure</p> <p>IEEE 802.3ad port trunk with LACP</p>

	<p>IEEE 802.1D Spanning Tree Protocol</p> <p>IEEE 802.1w Rapid Spanning Tree Protocol</p> <p>IEEE 802.1s Multiple Spanning Tree Protocol</p> <p>IEEE 802.1p Class of Service</p> <p>IEEE 802.1Q VLAN tagging</p> <p>IEEE 802.1x Port Authentication Network Control</p> <p>IEEE 802.1ab LLDP</p>
<b>Environment</b>	
<b>Operating</b>	<p>Temperature: 0 ~ 50 degrees C</p> <p>Relative Humidity: 5 ~ 90% (non-condensing)</p>
<b>Storage</b>	<p>Temperature: -10 ~ 70 degrees C</p> <p>Relative Humidity: 5 ~ 90% (non-condensing)</p>

### 3.3 PHYSICAL SPECIFICATIONS:

**Dimensions:**

440 x 350 x 44mm (W x D x H), 1U height

**Weight:**

4.78kg

■ **LED Definition**

■ **System**

LED	Color	Function
PWR1/PWR2	Green	Lights to indicate that the Switch has power.
	Off	Power is off.
SYS	Green	Lights to indicate the system diagnosis is completed.
		Blinks to indicate power is off.
Mode	Green	Off to indicate the Ethernet LNK/ACT LED is displaying per port LNK/ACT status
		Blinks to indicate the Ethernet LNK/ACT LED is displaying unit stack ID status within 45 seconds while pressing the Mode button

■ **Ethernet Interfaces**

LED	Color	Function
LNK/ACT	Green	Lights to indicate the link through that port is successfully established
		Blinks to indicate that the switch is actively sending or receiving data over that port.
	Off	No flow goes through the port.

### 3.4 ENVIRONMENTAL SPECIFICATIONS

<b>Operating:</b>	<b>Temperature:</b>	0 ~ 50 degrees C
	<b>Relative Humidity:</b>	5% ~ 90% (non-condensing)
<b>Storage:</b>	<b>Temperature:</b>	-10 ~ 70 degrees C
	<b>Relative Humidity:</b>	5% ~ 90% (non-condensing)

### ELECTRICAL SPECIFICATIONS

LOADING DC INPUT	System on without any devices attached	Full Loading
	40V	0.86A, 34.6W
48V	0.73A, 35.4W	1.08A, 52W
60V	0.57A, 34.2W	0.81A, 52W

LOADING AC INPUT	System on without any devices attached	Full Loading
	110V	0.334A, 35.5W
220V	0.22A, 34.1W	0.29A, 52.8W

### 3.6 REGULATORY COMPLIANCE

FCC Class A, CE.

### 3.7 RELIABILITY

MTBF > 50,000 hrs @ 25 degrees C

### 3.8 BASIC PACKAGING

- XGS3-24242 x 1
- Quick Installation Guide x 1
- Power Cord x 1
- RJ45-to-DB9 Console Cable x 1
- SFP/SFP+ Dust Caps x 28
- QSFP+ Dust Caps x 2
- Rubber Feet x 4
- Two Rack-mounting Brackets with attachment screws x 2

### 3.9 PACKING DIMENSIONS

<b>Dimensions</b>	575 (W) x 503 (D) x 375 mm (H)
<b>Weight</b>	TBD (gross weight)
<b>Quantity</b>	2pcs in one carton