

Product Specifications

L2+ 20-Port 10/100/1000T + 4-Port Shared SFP + 4-Port 10G SFP+ Managed Switch

GS-5220-20T4C4X/GS-5220-20T4C4XR

Version 1.0

This document contains confidential proprietary information and is property of PLANET. The contents of this document should not be disclosed to unauthorized persons without the written consent of PLANET.

Change History:

Revision:	Date:	Author:	Change List
Version 1.0	2016/12/13	Henry Wu	Initial Release


Author:	Henry Wu	Editor:	Henry Wu
Reviewed By:		Approved By:	Kent Kang

1. PRODUCT DESCRIPTION



IPv6 Routing and 10G Ethernet Switch Solutions for SMBs

PLANET GS-5220-20T4C4X and GS-5220-20T4C4XR Layer 2+ Managed Gigabit Switches support both IPv4 and IPv6 protocols and hardware Layer 3 static routing capability, and provide 24 10/100/1000Mbps Gigabit Ethernet ports, 4 shared Gigabit SFP slots and 4 10G SFP+ uplink slots. The GS-5220-20T4C4X series can handle extremely large amounts of data in a secure topology linking to a data center/service provider backbone or high capacity servers. They can work with a 10Gbps SFP+ server adapter to help SMBs build the 10Gbps Ethernet network providing 10Gbps NAS (Network Attached Storage) or heavy transmission of video streaming service at an affordable price.



Cost-effective 10Gbps Uplink Capacity

10G Ethernet is a big leap in the evolution of Ethernet. The four 10G SFP+ slots of the GS-5220-20T4C4X supports **dual-speed 10GBASE-SR/LR** or **1000BASE-SX/LX**, meaning the administrator now can flexibly choose the suitable SFP/SFP+ transceiver according to the transmission distance or the transmission speed required to extend the network efficiently. They greatly support SMB network to achieve the maximum performance of 10Gbps in a cost-effective way because the 10GbE interface usually could be available in Layer 3 Switch but Layer 3 Switch could be too expensive to SMBs.

Redundant AC/DC Power Supply to Ensure Continuous Operation

The GS-5220-20T4C4XR is particularly equipped with one 100~240V AC power supply unit and one 36~60V DC power supply unit to provide an enhanced reliable and scalable redundant power supply. The continuous power system is specifically designed to fulfill the demands of high-tech facilities requiring the highest power integrity. With the 36~60V DC power supply, the GS-5220-20T4C4XR is able to act as a telecom-level device that can be located in the electronic room.



Solution for IPv6 Networking

By supporting IPv6/IPv4 dual stack and plenty of management functions with easy and friendly-user interfaces, the GS-5220 series is the best choice for IP surveillance, VoIP and wireless service providers to deploy the IPv6 network. It also helps the SMBs to step in the IPv6 era with the lowest investment but not necessary to replace the network facilities while the ISPs construct the IPv6 FTTx edge network.

IPv4 and IPv6 VLAN Routing for Secure and Flexible Management

To help customers stay on top of their businesses, the GS-5220 switch series not only provides ultra high transmission performance and excellent layer 2 technologies, but also offers IPv4/IPv6 VLAN routing feature which allows to crossover different VLANs and different IP addresses for the purpose of having a highly-secure, flexible management and simpler networking application.

Robust Layer 2 Features

The GS-5220 series can be programmed for advanced switch management function, such as dynamic port link aggregation, **Q-in-Q VLAN**, **Multiple Spanning Tree Protocol (MSTP)**, Layer 2/4 QoS, bandwidth control and **IGMP/MLD snooping**. The GS-5220 series allows the operation of a high-speed trunk combining multiple ports. It consists of a maximum of 14 trunk groups with 8 ports each group for Static Port Trunking and maximum of 12 trunk groups with 8 ports each group for Dynamic LACP and supports connection fail-over as well.

Powerful Security

The GS-5220 series offers a comprehensive **Layer 2 to Layer 4 access control list (ACL)** for enforcing security to the edge. It can be used to restrict to network access by denying packets based on source and destination IP address, TCP/UDP port number or defined typical network applications. Its protection mechanism also comprises **802.1x Port-based** and **MAC-based** user and device authentication. With the **private VLAN** function, communication between edge ports can be prevented to ensure user privacy.

Enhanced Security and Traffic Control

The GS-5220 series also provides **DHCP Snooping**, **IP Source Guard** and **Dynamic ARP Inspection** functions to prevent IP snooping from attack and discard ARP packets with invalid MAC address. The network administrator can now construct highly-secure corporate networks with considerably less time and effort than before.

User-friendly Secure Management

For efficient management, the GS-5220 managed switch series is equipped with console, web and SNMP management interfaces. With the built-in web-based management interface, the GS-5220 series offers an easy-to-use, platform independent management and configuration facility. The GS-5220 series supports SNMP and it can be managed via any management software based on the standard SNMP v1 or v2 Protocol. For reducing product learning time, the GS-5220 series offers Cisco-like command via Telnet or console port and customer doesn't need to learn new command from these switches. Moreover, the GS-5220 series offers the remotely secure management by supporting **SSH v1/v2**, **SSL** and **SNMPv3** connection where the packet content can be encrypted at each session.

Flexible and Extendable Solution

The 4 mini-GBIC SFP slots built in the GS-5220-20T4C4X and GS-5220-20T4C4XR support dual speed as it features 100BASE-FX and 1000BASE-SX/LX SFP (Small Form-factor Pluggable) fiber-optic modules. Now the administrator can flexibly choose the suitable SFP transceiver according to not only the transmission distance, but also the transmission speed required. The distance can be extended from 550 meters to 2km (multi-mode fiber) and up to 10/20/30/40/50/70/120 kilometers (single-mode fiber or WDM fiber). They are well suited for applications within the enterprise data centers and distributions.

Intelligent SFP Diagnosis Mechanism

The GS-5220-20T4C4X and GS-5220-20T4C4XR support **SFP-DDM (Digital Diagnostic Monitor)** function that greatly helps network administrator to easily monitor real-time parameters of the SFP and SFP+ transceivers, such as optical output power, optical input power, temperature, laser bias current, and transceiver supply voltage.

2. PRODUCT FEATURES

- **Physical Port**
 - 24-port 10/100/1000BASE-T RJ45 copper
 - 4 100/1000BASE-X mini-GBIC/SFP slots, shared with Port-21 to Port-24 compatible with 100BASE-FX SFP
 - 4 10GBASE-SR/LR SFP+ slots, compatible with 1000BASE-SX/LX/BX SFP
 - RJ45 console interface for basic management and setup
- **Layer 2 Features**
 - Prevents packet loss with back pressure (half-duplex) and IEEE 802.3x pause frame flow control (full-duplex)
 - High performance of Store-and-Forward architecture and runt/CRC filtering eliminates erroneous packets to optimize the network bandwidth
 - Storm Control support
 - Broadcast/Multicast/Unknown unicast
 - Supports **VLAN**
 - IEEE 802.1Q tagged VLAN
 - Up to 255 VLANs groups, out of 4094 VLAN IDs
 - Supports provider bridging (VLAN Q-in-Q, IEEE 802.1ad)
 - Private VLAN Edge (PVE)
 - Protocol-based VLAN
 - MAC-based VLAN
 - Voice VLAN
 - Supports Spanning Tree Protocol
 - IEEE 802.1D Spanning Tree Protocol
 - IEEE 802.1w Rapid Spanning Tree Protocol
 - IEEE 802.1s Multiple Spanning Tree Protocol, spanning tree by VLAN
 - BPDU Guard
 - Supports **Link Aggregation**
 - 802.3ad Link Aggregation Control Protocol (LACP)
 - Cisco ether-channel (static trunk)
 - Maximum 14 trunk groups, up to 8 ports per trunk group for Static Port Trunking
 - Maximum 12 trunk groups, up to 8 ports per trunk group for Dynamic LACP
 - Up to 16Gbps bandwidth (full duplex mode)
 - Provides port mirror (many-to-1)
 - Port mirroring to monitor the incoming or outgoing traffic on a particular port
 - Loop protection to avoid broadcast loops
- **Layer 3 Features**
 - IP Interfaces Max. 8 VLAN interfaces
 - Routing Table Max. 32 routing entries
 - Routing Protocols IPv4/IPv6 software static routing
- **Quality of Service**
 - Ingress Shaper and Egress Rate Limit per port bandwidth control
 - 8 priority queues on all switch ports
 - Traffic classification
 - IEEE 802.1p CoS
 - TOS/DSCP/IP Precedence of IPv4/IPv6 packets

- IP TCP/UDP port number
- Typical network application
- Strict priority and Weighted Round Robin (WRR) CoS policies
- Supports QoS and In/Out bandwidth control on each port
- Traffic-policing policies on the switch port
- DSCP remarking

- **Multicast**
 - Supports IGMP snooping v1, v2 and v3
 - Supports MLD snooping v1 and v2
 - Querier mode support
 - IGMP snooping port filtering
 - MLD snooping port filtering
 - Multicast VLAN Registration (MVR) support

- **Security**
 - Authentication
 - IEEE 802.1x port-based/MAC-based network access authentication
 - Built-in RADIUS client to cooperate with the RADIUS servers
 - TACACS+ login users access authentication
 - RADIUS/TACACS+ users access authentication
 - Access Control List
 - IP-based Access Control List (ACL)
 - MAC-based Access Control List
 - Source MAC/IP address binding
 - **DHCP Snooping** to filter untrusted DHCP messages
 - **Dynamic ARP Inspection** discards ARP packets with invalid MAC address to IP address binding
 - **IP Source Guard** prevents IP spoofing attacks
 - Auto DoS rule to defend DoS attack
 - IP address access management to prevent unauthorized intruder

- **Management**
 - IPv4 and IPv6 dual stack management
 - Switch Management Interfaces
 - Console/Telnet Command Line Interface
 - Web switch management
 - SNMP v1, v2c, and v3 switch management
 - SSH v1, v2/SSL secure access
 - **IPv6** IP Address/NTP/DNS management
 - Built-in Trivial File Transfer Protocol (TFTP) client
 - BOOTP and DHCP for IP address assignment
 - System Maintenance
 - Firmware upload/download via HTTP/TFTP
 - Reset button for system reboot or reset to factory default
 - Dual Images
 - DHCP Relay
 - DHCP Option 82
 - User Privilege levels control
 - NTP (Network Time Protocol)

- Link Layer Discovery Protocol (LLDP) and LLDP-MED
- Network Diagnostic
 - ICMPv6/ICMPv4 Remote Ping
 - Cable Diagnostic technology provides the mechanism to detect and report potential cabling issues
- SMTP/Syslog remote alarm
- Four RMON groups (history, statistics, alarms and events)
- SNMP trap for interface Link Up and Link Down notification
- System Log
- PLANET Smart Discovery Utility for deployment management
- **Redundant Power System (GS-5220-20T4C4XR)**
 - Redundant 100~240V A and 36-60V DC dual power
 - Active-active redundant power failure protection
 - Backup of catastrophic power failure on one supply
 - Fault tolerance and resilience

3. PRODUCT SPECIFICATION

3.1 MAIN COMPONENT

Switch ASIC:	VITESSE VSC7448 with 4 10G SFP+ PHY	x 1
Giga PHY:	VITESSE VSC8512XJQ-02	x 1
Giga Combo PHY	VITESSE VSC8512XJG-02	x 1
CPU:	500MHz MIPS 24KEc CPU (integrated with VSC7448)	x 1
Flash:	32Mbytes	x 1
DDR RAM:	256Mbits	x 1
AC-DC Open frame power supply	100~240V AC, 4KV TVS 36~72V±5% DC	x 1

3.2 FUNCTION SPECIFICATIONS

Product	GS-5220-20T4C4X	GS-5220-20T4C4XR
Hardware Specifications		
Copper Ports	24 10/100/1000BASE-T RJ45 auto-MDI/MDI-X ports	
10/100/1000Mbps/SFP Combo Interfaces	4 10/100/1000Mbps TP and SFP shared combo interfaces, SFP (mini-GBIC) supports 100/1000Mbps dual mode DDM, shared with Port-21 to Port-24	
10Gbps Fiber Uplink Ports	4 1/10GBASE-SR/LR SFP+ slots	
Console	1 RJ45 serial port (115200, 8, N, 1)	
Switch Architecture	Store-and-Forward	
Switch Fabric	128Gbps/non-blocking	
Throughput	95.2Mpps@64 bytes	
Address Table	16K entries, automatic source address learning and aging	

Shared Data Buffer	32 megabits	
Flow Control	IEEE 802.3x pause frame for full-duplex Back pressure for half-duplex	
Jumbo Frame	9K bytes	
Reset Button	< 5 sec: System reboot > 5 sec: Factory default	
LED	System: SYS (Green) AC (Green) DC (Green) (GS-5220-20T4C4XR Only) Fan Alert (Red) Ethernet Interfaces (Port 1 to Port 24): 1000 LNK/ACT (Green), 10/100 LNK/ACT (Orange) 100/1000Mbps SFP Combo Interfaces (Port 21 to Port 24): 1000 (Green), 100 (Orange) 1/10G SFP+ Interfaces (Port 25 to Port 28): 1000 (Green), 10G (Orange)	
Power Requirements	100~240V AC, 50/60Hz, 1A	100-240V AC, 50/60Hz, 1A 48V DC @ 2A, Range: 36 ~ 60V
Power Consumption (Full Loading)	Max. 35.2 watts/120 BTU @ AC 110V Max. 35.4 watts/120 BTU @ AC 220V	Max. 32.4 watts/111 BTU @ DC 36V Max. 33.1 watts/112 BTU @ DC 48V Max. 33.3 watts/113 BTU @ DC 60V Max. 35.2 watts/120 BTU @ AC 110V Max. 35.4 watts/120 BTU @ AC 220V
ESD Protection	6KV DC	
Layer 2 Management Function		
Basic Management Interfaces	Console; Telnet; Web browser; SNMP v1, v2c	
Secure Management Interfaces	SSH v1/v2, SSL, SNMP v3	
Port Configuration	Port disable/enable Auto-negotiation 10/100/1000Mbps full and half duplex mode selection Flow control disable/enable	
Port Status	Display each port's speed duplex mode, link status, flow control status, auto negotiation status, trunk status	
Port Mirroring	TX/RX/Both Many-to-1 monitor	
VLAN	802.1Q tagged based VLAN, up to 255 VLAN groups Q-in-Q tunneling Private VLAN Edge (PVE) MAC-based VLAN	

	Protocol-based VLAN Voice VLAN MVR (Multicast VLAN Registration) Up to 255 VLAN groups, out of 4094 VLAN IDs	
Link Aggregation	IEEE 802.3ad LACP/Static Trunk Maximum 14 trunk groups, up to 8 ports per trunk group for Static Port Trunking Maximum 12 trunk groups, up to 8 ports per trunk group for Dynamic LACP	
QoS	Traffic classification based, strict priority and WRR 8-level priority for switching <ul style="list-style-type: none"> - Port number - 802.1p priority - 802.1Q VLAN tag - DSCP/TOS field in IP packet 	
IGMP Snooping	IGMP (v1/v2/v3) Snooping, up to 255 multicast Groups IGMP Querier mode support	
MLD Snooping	MLD (v1/v2) Snooping, up to 255 multicast Groups MLD Querier mode support	
Access Control List	IP-based ACL/MAC-based ACL Up to 256 entries	
Bandwidth Control	Per port bandwidth control Ingress: 500Kb~80Mbps Egress: 64Kb~80Mbps	
SNMP MIBs	RFC 1213 MIB-II IF-MIB RFC 1493 Bridge MIB RFC 1643 Ethernet MIB RFC 2863 Interface MIB RFC 2665 Ether-Like MIB RFC 2737 Entity MIB	RFC 2819 RMON MIB (Groups 1, 2, 3 and 9) RFC 2618 RADIUS Client MIB RFC 3411 SNMP-Frameworks-MIB IEEE 802.1X PAE LLDP MAU-MIB
Layer 3 Functions		
IP Interfaces	Max. 8 VLAN interfaces	
Routing Table	Max. 32 routing entries	
Routing Protocols	IPv4 software static routing IPv6 software static routing	
Standards Conformance		
Standards Compliance	IEEE 802.3 10BASE-T IEEE 802.3u 100BASE-TX/100BASE-FX IEEE 802.3z 1000BASE-SX/LX IEEE 802.3ab 1000BASE-T IEEE 802.3ae IEEE 802.3x flow control and back pressure	IEEE 802.1Q VLAN tagging IEEE 802.1x Port Authentication Network Control IEEE 802.1ab LLDP IRFC 768 UDP RFC 793 TFTP

	<p>IEEE 802.3ad port trunk with LACP IEEE 802.1D Spanning Tree Protocol IEEE 802.1w Rapid Spanning Tree Protocol IEEE 802.1s Multiple Spanning Tree Protocol IEEE 802.1p Class of Service</p>	<p>RFC 791 IP RFC 792 ICMP RFC 2068 HTTP RFC 1112 IGMP version 1 RFC 2236 IGMP version 2 RFC 3376 IGMP version 3 RFC 2710 MLD version 1 FRC 3810 MLD version 2</p>
--	---	--

3.3 PHYSICAL SPECIFICATIONS:

■ **Dimensions:**

440 x 200 x 44.5mm (W x D x H), 1U height

■ **Weight:**

2.8kg

■ **Front Panel:**

GS-5220-20T4C4X




GS-5220-20T4C4XR



■ **Rear Panel:**


GS-5220-20T4C4X



GS-5220-20T4C4XR



LED Definition



> System

LED	Color	Function
FAN	Red	Lights to indicate fan has failed.
DC	Green	Lights to indicate that the Switch is powered on (GS-5220-20T4C4XR Only).
AC	Green	Lights to indicate that the Switch is powered on.
SYS	Green	Lights to indicate the System is ready. Blinks to indicate the System is running under upgrading procedure

> Per 10/100/1000BASE-T Interface (Port-1 to Port-24)

LED	Color	Function
1000 LNK/ACT	Green	Lights to indicate the port is running at 1000Mbps speed and successfully established. Blinks to indicate that the switch is actively sending or receiving data over that port.
10/100 LNK/ACT	Orange	Lights to indicate the port is running at 10/100Mbps speed and successfully established. Blinks to indicate that the switch is actively sending or receiving data over that port.

> Per 100/1000BASE-X Interface (Port-21 to Port-24)

LED	Color	Function
1000 LNK/ACT	Green	Lights to indicate the SFP port is running at 1000Mbps speed and successfully established. Blinks to indicate that the switch is actively sending or receiving data over that SFP port.
100 LNK/ACT	Orange	Lights to indicate the SFP port is running at 100Mbps speed and successfully established. Blinks to indicate that the switch is actively sending or receiving data over that SFP port.

> Per 10G Uplink SFP+ Interface (Port-25 to Port-28)

LED	Color	Function
10G LNK/ACT	Orange	Lights to indicate the port is running at 10Gbps speed and successfully established. Blinks to indicate that the switch is actively sending or receiving data over that port.
1G LNK/ACT	Green	Lights to indicate the port is running at 1Gbps speed and successfully established. Blinks to indicate that the switch is actively sending or receiving data over that port.

3.4 ENVIRONMENTAL SPECIFICATIONS

Operating:

Temperature: 0°C ~ 50 degrees C

Relative Humidity: 5% ~ 95% (non-condensing)

Storage:

Temperature: -10°C ~ 70 degrees C

Relative Humidity: 5% ~ 95% (non-condensing)

3.5 ELECTRICAL SPECIFICATIONS

Product	GS-5220-20T4C4X	GS-5220-20T4C4XR
Input Voltage:	100~240V AC, 50/60Hz, 1A	100~240V AC, 50/60Hz, 1A 100-240V AC, 50/60Hz, 1A, 48V DC @ 2A, Range: 36 ~ 60V
Power Consumption (System on):	Max. 30.9 watts/105.4 BTU @ AC 110V Max. 31.0 watts/105.7 BTU @ AC 220V	Max. 28.7 watts/97.9 BTU @ DC 36V Max. 28.9 watts/98.6 BTU @ DC 48V Max. 29.4 watts/100.3 BTU @ DC 60V Max. 30.9 watts/105.4 BTU @ AC 110V Max. 31.0 watts/105.7 BTU @ AC 220V
Power Consumption (Ethernet Full Loading)	Max. 35.2 watts/120 BTU @ AC 110V Max. 35.4 watts/120 BTU @ AC 220V	Max. 32.4 watts/111 BTU @ DC 36V Max. 33.1 watts/112 BTU @ DC 48V Max. 33.3 watts/113 BTU @ DC 60V Max. 35.2 watts/120 BTU @ AC 110V Max. 35.4 watts/120 BTU @ AC 220V

3.6 REGULATORY COMPLIANCE

FCC Part 15B Class A, CE

3.7 RELIABILITY

MTBF > 50,000 hrs @ 25 degrees C

3.8 BASIC PACKAGING

- GS-5220 Series x 1
- Quick Installation Guide x 1
- Power Cord x 1
- 19-inch Rack Mount Ear x 2

3.9 PACKING DIMENSIONS

Box Dimensions:	554 (W) x 308 (D) x 95 (H) mm
Carton Dimensions:	580 (W) x 330 (D) x 510 (H) mm
Weight (Total):	3.43KG (GS-5220-20T4C4X Gross Weight) 3.47KG (GS-5220-20T4C4XR Gross Weight)
Quantity:	5pcs in one carton